



Characteristics



- Self-supporting casing construction made of galvanized steel plate, ready to be installed recessed in a false ceiling.
- Inlet grille panel (free of maintenance) integrated in a single frame colour white RAL 9016 or black RAL 9005. Other colours are available on request.
- Anodized aluminium outlet vanes, airfoil shaped.
- Low noise twisted cross-flow fans driven by a 2-speed external rotor motor.
- "E" type with electrical shielded elements, two stages with integrated regulation.
- "A" type without heating, air only.
- Included regulation with infrared remote control and inbuilt keypad with leds.

Specifications

AIR ONLY


Model	Airflow m ³ /h	Power Fans 230V-50Hz W	Current Fans 230V-50Hz A	Noise Level (5m) dB(A)	Weight kg
RO W 1000 A	1700	80	0,41	35/50	23
RO W 1500 A	2200	117	0,53	36/51	33
RO W 2000 A	3200	160	0,82	38/53	43

ELECTRICAL HEATED


Model	Airflow m ³ /h	Electrical Heating Capacity kW	Power Supply	Maximum Electrical Heating Current A	Power Fans 230V-50Hz W	Current Fans 230V-50Hz A	Noise Level (5m) dB(A)	Weight kg
RO W 1000 E	1700	3,8/5,6	400Vx3	8,7	80	0,41	35/50	25
RO W 1000 E230	1700	3,8/5,6	230Vx1	24,5	80	0,41	35/50	25
RO W 1500 E	2200	6/9	400Vx3	13,0	117	0,53	36/51	36
RO W 1500 E230-6	2200	3,8/5,6	230Vx1	24,5	117	0,53	36/51	36
RO W 1500 E230-9	2200	6/9	230Vx1 (*)	39,1	117	0,53	36/51	36
RO W 2000 E	3200	5,6/11,3	400Vx3	16,3	160	0,82	38/53	51
RO W 2000 E230	3200	5,6/11,3	230Vx1 (*)	49,1	160	0,82	38/53	51

(*) 2 separated power supplies.

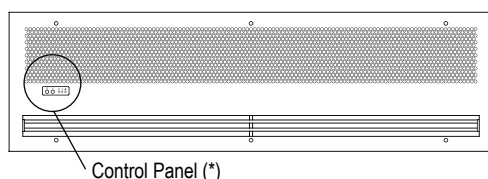
Dimensions and finishes



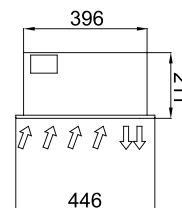
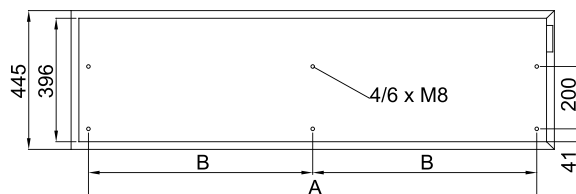
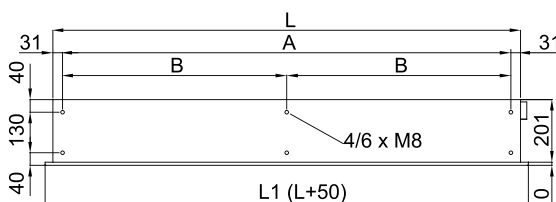
White Finish RAL 9016



Black Finish RAL 9005



(*) Manual regulation using inbuilt keypad or by infrared remote control



	L	L1	A	B
RO W 1000	1000	1050	938	-
RO W 1500	1500	1550	1438	-
RO W 2000	2000	2050	1938	969